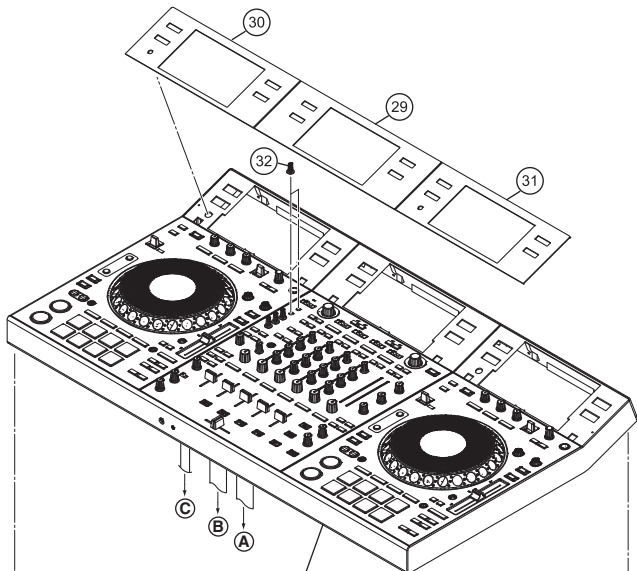
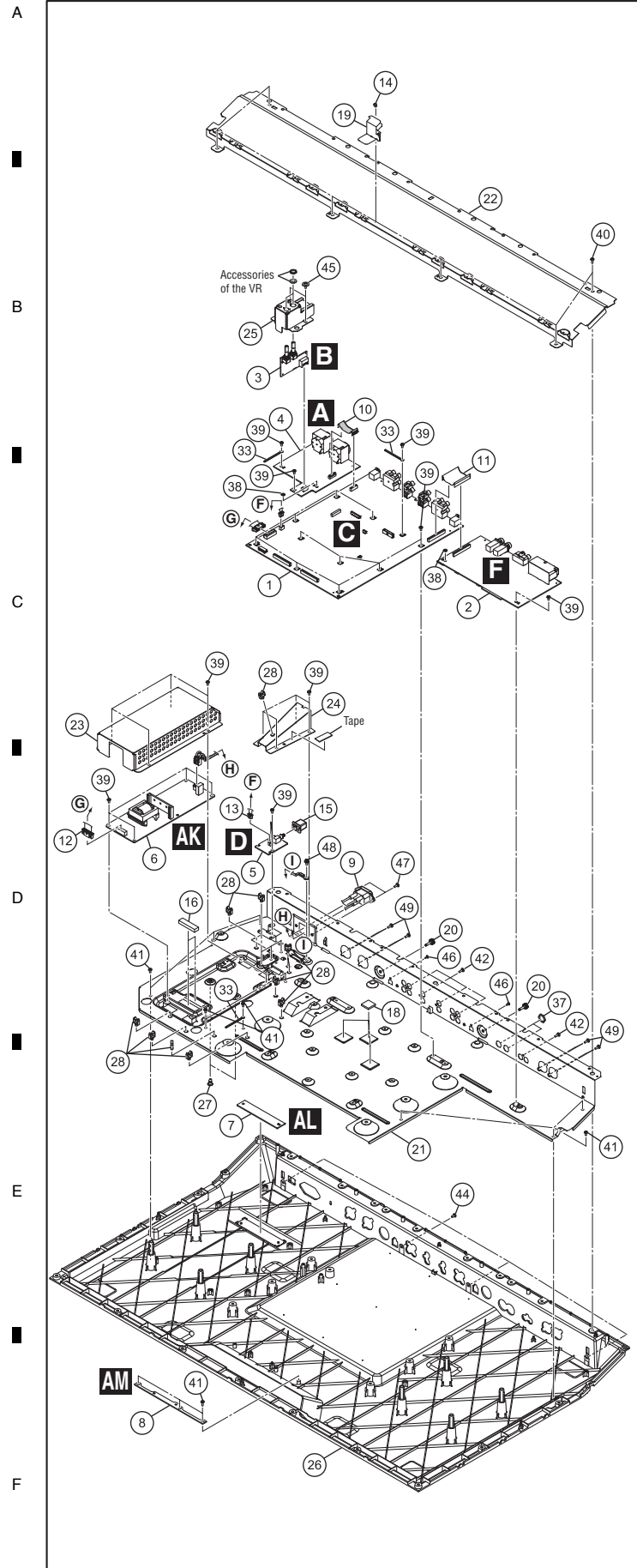
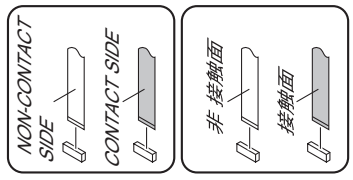
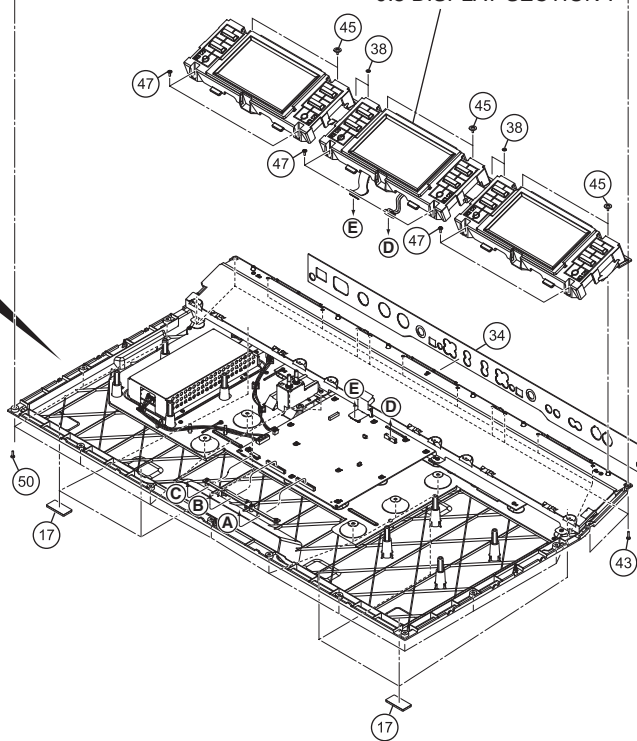


9.2 CHASSIS SECTION



Refer to "9.4 CONTROL PANEL SECTION (1/5)".

Refer to "9.3 DISPLAY SECTION".



(1) CHASSIS SECTION PARTS LIST

<u>Mark No.</u>	<u>Description</u>	<u>Part No.</u>	<u>Mark No.</u>	<u>Description</u>	<u>Part No.</u>
1	MAIN Assy	DWX3822	26	Chassis	DNK6535
2	JACB Assy	DWX3797	NSP 27	PCB Holder	PNW1706
3	MTRM Assy	DWX3799	28	Holder	VEC1355
4	MCJK Assy	DWX3809	29	Bezel	DAH3098
5	PSWB Assy	DWX3808	30	Bezel	DAH3099
⚠	6 SW POWER SUPPLY Assy	DWR1548	31	Bezel	DAH3100
7	HOLD1 Assy	DWX3889	32	Knob/RSW	DAA1308
8	HOLD2 Assy	DWX3890	33	Cord Clamper (Steel)	RNH-184
⚠	9 AC Inlet	DKP3980	34	Plate	See Contrast table (2)
10	FFC	DDD1788	35	•••••	
11	FFC	DDD1741	36	•••••	
12	Crimp Connector	DKP3981	37	Nut (M12)	NKX2FNI
13	Connector Assy	PF03PP-C40	38	Washer	DBF1005
14	Nylon Rivet	AEC1671	39	Screw	BBZ30P060FTC
15	Power Knob	DAC2306	40	Screw	BBZ30P080FTB
16	Heat Cond Sheet	DEB2020	41	Screw	BPZ30P080FNI
17	Sheet/LEG	DEC3534	42	Screw	BPZ30P080FTB
18	Sheet	DEC3618	43	Screw	BPZ30P140FTB
19	Sheet	DEC3677	44	Screw	BSZ30P060FTB
20	Earth Terminal	DKE1015	45	DM Screw (FTC)	DBA1260
21	Chassis	DNA1460	46	Screw (M3*5)	DBA1340
22	Rest	DNF1983	47	Screw	IBZ30P080FTB
23	Shield Case	DNF1984	48	Screw	PMH40P080FTC
24	Cover	DNH3254	49	Screw	PPZ30P080FTB
25	Bracket	DNH3255	50	Screw	BBZ30P100FTB

(2) CONTRAST TABLE

DDJ-RZX/LWSYXJ, UXJCB and XJCN are constructed the same except for the following:

Mark	No.	Symbol and Description	DDJ-RZX /LWSYXJ	DDJ-RZX /UXJCB	DDJ-RZX /XJCN
	34	Plate	DAK1006	DAK1006	DAK1008